

## Components for Tiling

# Waterproofing membrane – Generation III – light

3-ply waterproofing membrane protects floors and walls under thin-set tile installations from substrate cracks and moisture migration.

### Application

Sealing membrane to be applied with tiles and natural stones for perfect waterproofing. Suitable for medium loads of non-pressurized water indoors (e.g. domestic bathrooms).



VARLIK MİNERAL JEOTERMAL ENERJİ MADEN İNŞ. TİC. A.Ş.

MERKEZ: Beştepe Mah.No:1/113 Yenimahalle/Ankara

ANTALYA FABRİKA: Çıplaklı Mah. 22171 Cd. No:14 Döşemaltı/Antalya

E-MAIL: [info@kraftbau.com.tr](mailto:info@kraftbau.com.tr)

TEL: 444 6 190

Kraftbau.com.tr

## Technical Data

Colour	Grey
Resistance to temperature: min. / max.	- 30 °C / + 90 °C
Printing	possible
Scaling	possible

Physical Properties: (approx.)	DIN	Value	Tolerance
Max. total width	Internal	1000 mm (Additional widths upon request)	+/- 5 mm
Thickness:	Internal	0,50 mm	+/- 0,1 mm
Total weight	Internal	200 g / m <sup>2</sup>	+/- 20 g / m <sup>2</sup>
Length per roll	Internal	30 metres (Additional widths upon request)	- 0,0 m / + 1 %
Breaking load longitudinal	DIN EN ISO 527-3	270 N / 50 mm	≥ 200 N / 50 mm
Breaking load lateral	DIN EN ISO 527-3	170 N / 50 mm	≥ 100 N / 50 mm
Extension break longitudinal	DIN EN ISO 527-3	60 %	≥ 30 %
Extension break lateral	DIN EN ISO 527-3	70 %	≥ 40 %
Resistance to tearing longitudinal	DIN EN 12310-2	65 N	≥ 25 N
Resistance to tearing lateral	DIN EN 12310-2	110 N	≥ 70 N
Resistance to water pressure	DIN EN 1928 (Version B)	≥ 1,5 bar	
UV-Resistance	DIN EN ISO 4892-3	≥ 450 h	
Moisture vapour resistance air equivalent (sd)	DIN EN 1931	≥ 75 m	
Bonding strength	DIN EN 1348	0,5 N / mm <sup>2</sup> *	≥ 0,2 N / mm <sup>2</sup> *
Burst pressure	Internal	≥ 2,0 bar	
Fire classification	DIN EN 4102	B2	

\* in Abhängigkeit vom Klebstoff

Chemical Properties	Resistance after storage over 7 days by roomtemperature in following chemicals	+ = resistant 0 = weakened - = non resistant
Hydrochloric acid 3 %	Internal	+
Sulphuric acid 35 %	Internal	+
Citric acid 100 g/l	Internal	+
Lactic acid 5 %	Internal	+
Sodium hypochlorite 0,3 g/l	Internal	+
Salt water (20g/l Sea water salt)	Internal	+
Potassium hydroxide 3 % / 20 %	Internal	+ / +
Alkali	Regulations according to ETAG 022 16 weeks	+

Certified according to	Certified according to DIN EN ISO 9001: 2015 Made in Europe
Classification according to	EMICODE emission class EC 1 PLUS, VOC-regulation A +
Warranty	5 years warranty for the guaranteed product qualities
Storage	cool and dry, protect against sunlight, use within 24 months after receipt
Attention	Due to technical reasons the colour of the material or the printing may vary slightly from batch to batch

VARLIK MİNERAL JEOTERMAL ENERJİ MADEN İNŞ. TİC. A.Ş.

MERKEZ: Beştepe Mah.No:1/113 Yenimahalle/Ankara

ANTALYA FABRİKA: Çıplaklı Mah. 22171 Cd. No:14 Döşemaltı/Antalya

E-MAIL: [info@kraftbau.com.tr](mailto:info@kraftbau.com.tr)

TEL: 444 6 190

Kraftbau.com.tr


## Material composition

**Substrate top:**  
polypropylene non-woven.


**Membrane:** modified  
Low Density Polyethylene

**Substrate bottom:**  
polypropylene non-woven.

## Applications



## System Components



Inside Corner



Outside Corner



Floor Collar



Wall Collar

VARLIK MİNERAL JEOTERMAL ENERJİ MADEN İNŞ. TİC. A.Ş.

MERKEZ: Beştepe Mah.No:1/113 Yenimahalle/Ankara

ANTALYA FABRİKA: Çıplaklı Mah. 22171 Cd. No:14 Döşemaltı/Antalya

E-MAIL: [info@kraftbau.com.tr](mailto:info@kraftbau.com.tr)

TEL: 444 6 190

[Kraftbau.com.tr](http://Kraftbau.com.tr)

## Application




Trim the sealing membrane to the size of the floor being covered. Prepare the floor with a suitable primer before applying the tile adhesive with a (6 mm x 6 mm) toothed trowel.

Apply the sealing membrane to the ground in a precise and edge-to-edge direction and smooth it towards the edges. Avoid air inclusions, glue residues and overlaps!

After installing the sealing membrane, apply the sealing tapes and corners and continue according to the installation instructions of sealing products.

The joints must be covered with a sealing tape and sealing material. Mix the tile adhesive (min C2) and apply it onto the sealing membrane with a suitable toothed trowel. (for mosaics please apply a load distribution layer). It is now possible to start laying the tiles without further waiting times.

A technical data sheet is a quality document whose values and tolerances were determined using one or more representative pilot productions. This sheet has a minimum validity of 12 months and will then be revised based on the insights gained in the meantime.  
The technical information and application instructions are based on our experience and present knowledge. However, it is each user's responsibility to make trials with the original substrates in order to verify the suitability of our products for the intended purpose, taking into consideration all application-related parameters. Please contact us if you have any further questions. Made in Europe.



**VARLIK MİNERAL JEOTERMAL ENERJİ MADEN İNŞ. TİC. A.Ş.**

MERKEZ: Beştepe Mah.No:1/113 Yenimahalle/Ankara

ANTALYA FABRİKA: Çıplaklı Mah. 22171 Cd. No:14 Döşemaltı/Antalya

E-MAIL: [info@kraftbau.com.tr](mailto:info@kraftbau.com.tr)

TEL: 444 6 190

[Kraftbau.com.tr](http://Kraftbau.com.tr)